

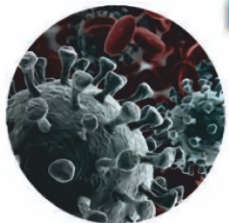


ADVANCED OXIDATION TEST RESULTS

RGF® first developed its advanced oxidation technology over 20 years ago. Over four million RGF cells are in use around the world. RGF has licensed its technology to many Fortune 500 companies for use in the medical, food, military, residential, commercial, marine, hospitality and government. RGF cells in various products have been tested and/or approved or registered by:

- ETL, TUV, EU, CSA
- Chinese Government
- U.S. Government
- U.S. Military
- Japanese Government (TV commercials)
- European Union
- Electric Power Research Institute
- Canadian Government
- USDA & FSI

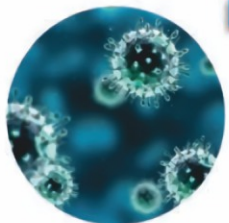
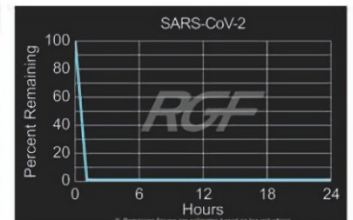
In addition, RGF cells have been specified in the Norovirus & MRSA protection plan of America's largest restaurant chains, hotel chains, theme parks, cruise lines, public schools and hospitals. The following is a summary of some of the testing and studies performed by third party independent labs and universities. RGF products are not medical devices and no medical claims are made.



SARS-CoV-2 (Coronavirus)

SARS-CoV-2 is an airborne virus that caused the global COVID-19 pandemic. The REME-HALO® with PHI was tested at an independent laboratory* for inactivation of SARS-CoV-2 (USA_WA1/2020). Studies were conducted in a large test chamber (8'x8'x20') on inoculated surfaces and on surfaces exposed to the aerosolized virus resulting in >99% reduction. RGF's REME-HALO® reduces the risk associated with the SARS-CoV-2 virus in treated indoor air environments. Testing continues on SARS-CoV-2 on various RGF products for both surface and airborne viral reduction.

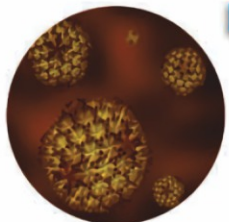
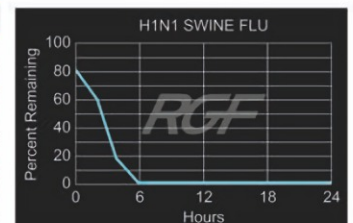
*Tested by Innovative Bioanalysis, Cypress CA



H1N1 (Swine Flu)

Kansas State University has completed preliminary testing on RGF's Photohydroionization® (PHI-Cell®) and Reflective Electromagnetic Energy (REME® Cell) technologies with 99+% inactivation of the H1N1 virus (referred to as "swine flu" early on) on a stainless steel surface. This virus was first detected in people in the United States, April 2009. It is now considered a regular human flu virus, continuing to circulate seasonally worldwide according to the CDC. Flu viruses are spread mainly from person to person through coughing or sneezing. Sometimes people may become infected by touching items such as a surface or object with flu viruses on it and then touching their mouth or nose.


Tested by: Kansas State University Inactivation Rate 99+%



Avian Influenza (Bird Flu)

Avian influenza is an infection caused by avian (bird) influenza (flu) viruses. These influenza viruses occur naturally among birds. Of the few avian influenza viruses that have crossed the species barrier to infect humans, H5N1 has had the largest number of detected cases of severe disease and death in humans.

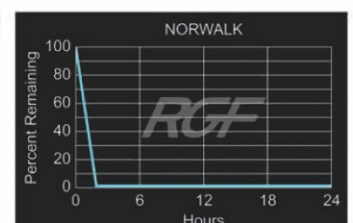
Source CDC Center for Disease Control and Prevention
Tested by: Kansas State University Inactivation Rate 99+%

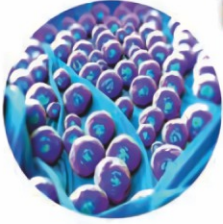


Norwalk Virus

Noroviruses are a group of related, single-stranded RNA, non-enveloped viruses that cause acute gastroenteritis in humans. Noroviruses are highly contagious and as few as 10 viral particles may be sufficient to infect an individual. 50% of all food-borne outbreaks of gastroenteritis can be attributed to noroviruses. Chicago schools realized a 20% improvement in attendance after installing RGF's PHI Technology.

Source: CDC Centers for Disease Control and Prevention
Tested by: Midwest Research Institute Inactivation Rate 99+%

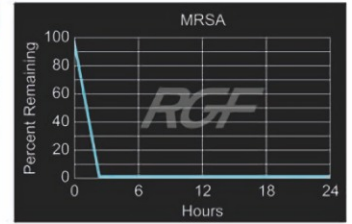




Methicillin Resistant Staphylococcus Aureus

Methicillin-resistant Staphylococcus aureus (MRSA) is a type of bacteria that is resistant to certain antibiotics. These antibiotics include methicillin and other more common antibiotics such as oxacillin, penicillin and amoxicillin. RGF participated, along with a major hospital, in a two-year study evaluating PHI Technology, which resulted in a 33.4% reduction in infections.

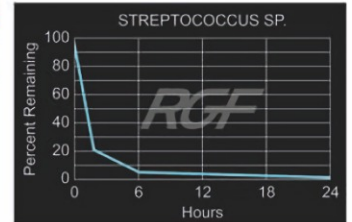
Source: CDC Centers for Disease Control and Prevention
 Tested by: Kansas State University Inactivation Rate 99+%



Streptococcus Sp.

Group A Streptococcal (strep) infections are caused by group A Streptococcus, a bacterium responsible for a variety of health problems.

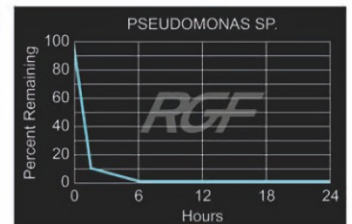
Source: U.S. DEPARTMENT OF HEALTH AND HUMAN SERVICES
 Tested by: Kansas State University Inactivation Rate 96+%



Pseudomonas Sp.

The bacterial genus Pseudomonas includes plant pathogenic bacteria such as P. syringae, the opportunistic human pathogen P. aeruginosa, the ubiquitous soil bacterium P. putida, and some species that are known to cause spoilage of unpasteurized milk and other dairy products.

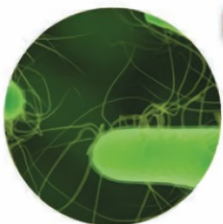
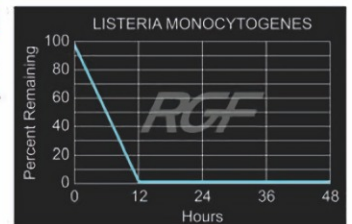
Tested by: Kansas State University Inactivation Rate 99+%



Listeria

This is a Gram-positive bacterium, motile by means of flagella. Some studies suggest that 1-10% of humans may be intestinal carriers of L. monocytogenes.


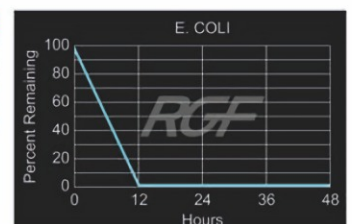
Source: U.S. Food and Drug Administration
 Tested by: Kansas State University
 Steris Labs
 KAG / Eco Labs Inactivation Rate 99+%



Escherichia coli

Escherichia coli, usually abbreviated to E. coli, discovered by Theodor Escherich, a German pediatrician and bacteriologist, is one of the main species of bacteria that live in the lower intestines of mammals, known as gut flora.

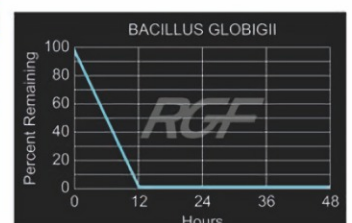
Tested by: Kansas State University Inactivation Rate 99+%



Bacillus Globigii

Bacillus globigii lives in soils around the world and can readily be found in samplings of wind-borne dust particles. It is also known as Bacillus subtilis, its more modern name.

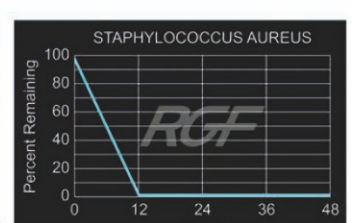
Source: CDC Center for Disease Control and Los Alamos National Laboratory
 Tested by: Kansas State University Inactivation Rate 99+%



Staphylococcus Aureus

Staphylococcus Aureus Staphylococcus aureus, often referred to simply as "staph," is a bacteria commonly found on the skin and in the nose of people. Person-to-person transmission is the usual form of spread and occurs through contact with secretions from infected skin lesions, nasal discharge or spread via the hands.

Source: CDC Center for Disease Control and FDA (Food and Drug Administration)
 Tested by: Kansas State University Inactivation Rate 99+%

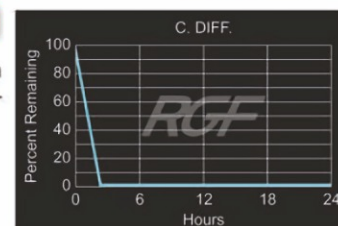




Clostridium difficile (C-Diff)

Many hospitals have been waiting for more information on C-Diff bacteria as it may be as big a problem or bigger than MRSA. Independent university studies tested RGF's REME® Technology with 99% kill rate.

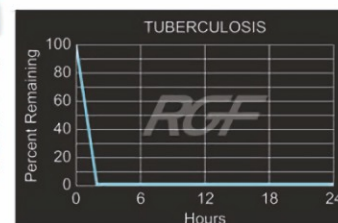
Source: CDC Center for Disease Control and Prevention
Tested by: Kansas State University Inactivation Rate 99+%



Tuberculosis

Tuberculosis typically attacks the lungs, but can also affect other parts of the body. It is spread through the air when people with infection cough, sneeze, or otherwise transmit their saliva through the air. Most infections are asymptomatic and latent, but about one in ten latent infections eventually progresses to active disease which, if left untreated, kills more than 50% of those so infected.

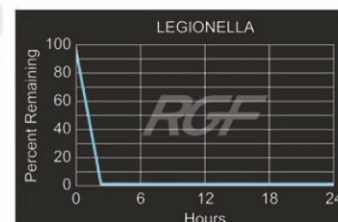
Source: Health and Industry
Tested by: Kansas State University Inactivation Rate 99+%



Legionella

Legionella is common in many environments, with at least 50 species and 70 serogroups identified. The chemical composition of these side chains determine the nature of the somatic or O antigen determinants, which are essential means of serologically classifying many Gram-negative bacteria.

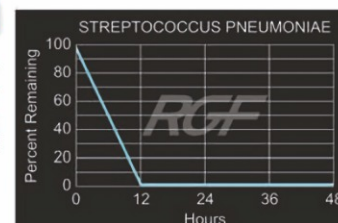
Source: CDC Centers for Disease Control
Tested by: Kansas State University Inactivation Rate 99+%



Streptococcus Pneumoniae

S.pneumoniae is an exclusively human pathogen and is spread from person-to-person by respiratory droplets, meaning that transmission generally occurs during coughing or sneezing to others within six feet of the carrier. Health experts estimate that more than ten million mild infections (throat and skin) like these occur every year.

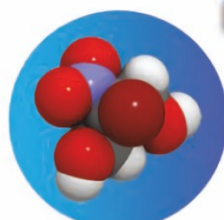
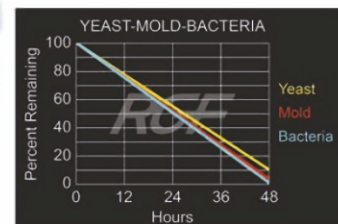
Source: CDC Centers for Disease Control
Tested by: Kansas State University Inactivation Rate 99+%



Mold/Yeast

The purpose of this test was to evaluate the effect the RGF AOT unit has on mold/yeast bacteria (TPC). This test was performed utilizing a standard 2,000 sq. ft. home and 3,000 sq. ft. simulated home.

Tested by: California Microbiology Center
Bacteria 99% Mold 97-98% Yeast 90+%

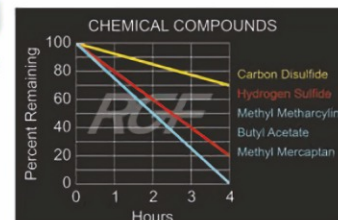


Chemical Compounds

Gas Chromatograph/Mass Spectrometer test performed by Nelap Accredited Lab on airborne chemical compound reduction using RGF's AOT.

Hydrogen Sulfide	- Rotten eggs	Butyl Acetate	- Sweet banana
Methyl mercaptan	- Rotten cabbage	Methyl Metharcylone	- Plastic
Carbon Disulfide	- Vegetable sulfide		

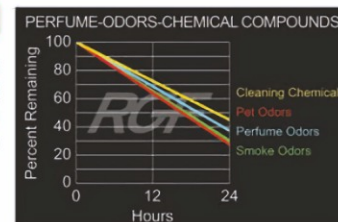
Methyl Metharcylone / Butyl Acetate / Methyl Mercaptan 100%
Hydrogen Sulfide 80% Carbon Disulfide 30%

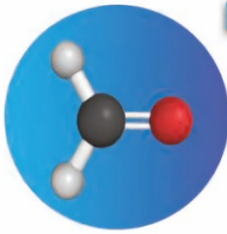


Odors

The purpose of this test was to evaluate to what effect the RGF's AOT unit has on cleaning chemicals, pet odors, smoke and perfume odors. This test was performed utilizing two 500 cubic foot test chambers and a ten-person odor panel. The qualitative assessments of the ten-person odor panel were then used as a means to determine the odor reduction.

Tested by: C&W Engineering (Independent PE Firm)
Pet Odors 72% Smoke Odors 70% Perfume Odors 63+% Cleaning Chemicals 55+%

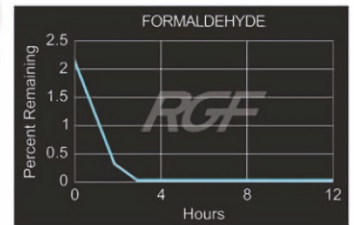





Formaldehyde

The purpose of this test was to evaluate the effect the RGF AOT unit has on formaldehyde.

Tested by: Kansas State University in a Class II Bio test chamber



Sneeze Test - RGF PHI and REME®



A testing protocol concept was used which included a "Sneeze Simulation Machine" and "Sneeze" chamber. A sneeze can travel at up to 100 mph, so we had to consider lung capacity, sneeze pressure, and liquid volume to properly simulate a human sneeze. This was accomplished and the test proceeded with outstanding results. An average of 88% reduction of microbials was achieved with PHI in a double blind test, at three feet from the sneeze source. This is clearly not a medically supervised test or protocol. However, from a practical point, it was definitely providing some kill at the source and will provide some level of protection. When RGF developed the next generation of Advanced Oxidation Technology, REME®, the same testing was performed and an average of 99% reduction of microbials was achieved in the same 3 foot distance.

Tested by: Kansas State University, inactivation 99%
 Simulated Sneeze Lab Test at three feet in a 250 cu ft Bio Test Chamber. An independent PE double blind study.

All the above tests were performed on RGF advanced oxidation products with advanced oxidation plasma of less than .02 ppm. They were conducted by independent accredited labs and university studies. They were funded and conducted by RGF's major clients to assure third party credibility. RGF products are not medical devices and no medical claims are made.

*Some products may not be available to be sold in the state of California.



RGF Environmental Group ISO 9001:2015 Certification


ISO 9001:2015 is an internationally recognized standard that specifies the requirements for an audited Quality Management System (QMS). RGF developed their QMS to promote continuous improvement in every aspect of their business, including administrative functions, quality control, product development, engineering, production, marketing, sales, logistics and customer service.



RGF's VP/GM Walter Ellis, received ISO 9001:2015 Certification in record time, under budget and received an above and beyond congratulations from the audit team.



ISO 9001:2015 Certification Quality Management Kiosk allows employees to access all pertinent files and procedures.



De Veken 2a, 1716 KE Opmeer
 Tel.: 0226 - 35 37 44
 E-mail: info@arcoluchttechniek.nl

www.arcoluchttechniek.nl